Instruction – Payment through the institution (Other method of payment)

In case you cannot or don't want to pay by digital authorisation, most educational institutions offer another method of payment through the institution. Please ask your institution for more information.

➔ **Step 1:** Go to the To do item <**Enter your payment details**> and click the button <**Enter payment details**>. (This is only possible after you have submitted an enrolment application and the educational institution has enabled payment).

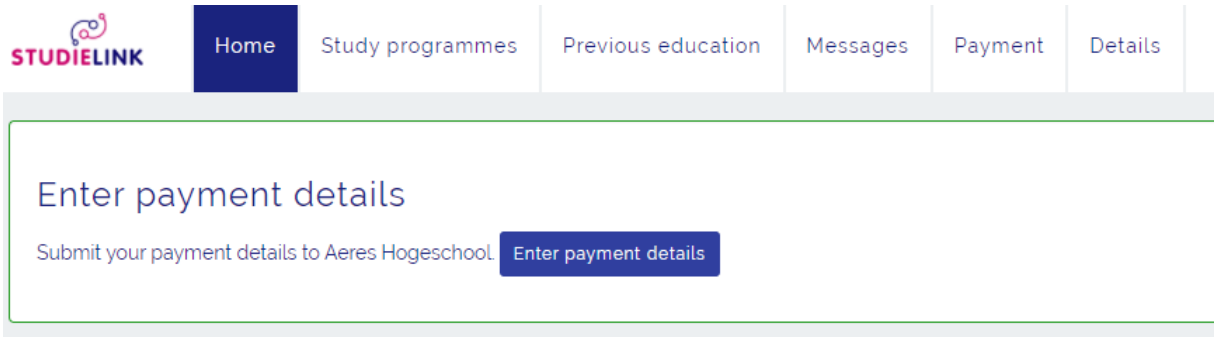

➔ **Step 2:** Select the country your bank is located in.

Is your bank located within the SEPA area? Continue with step 3.
Is your bank located outside the SEPA area? Continue with step 5.

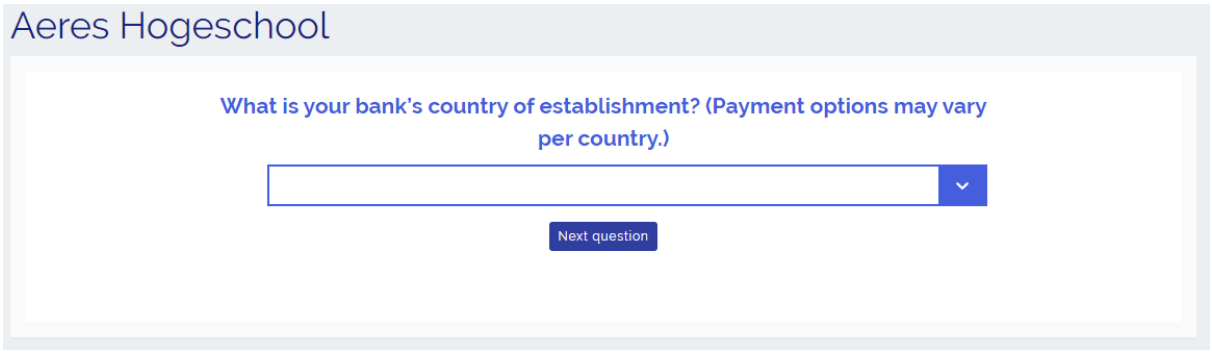

➔ **Step 3**: After selecting a country within the SEPA area, choose for payment method <**Other method of payment**>.

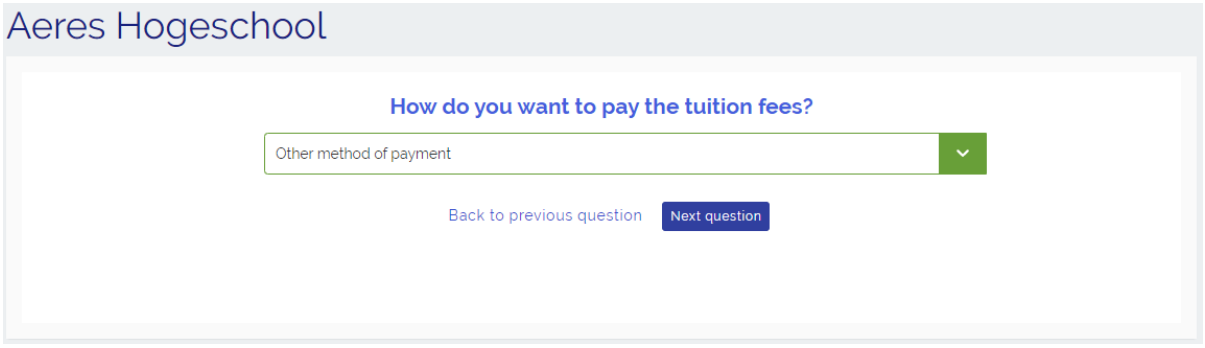

➔ **Step 4**: Select whether you or someone else will pay the tuition fees.

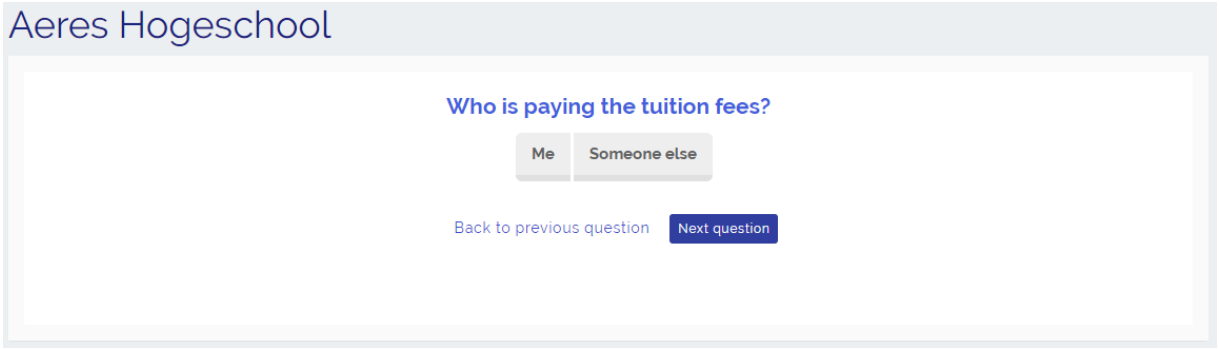

➔ **Step 5**: An overview of entered details is shown. Tick the box at 'I hereby declare…' and press <**Save**>. Follow any further instructions that you receive from your educational institution concerning the payment of the tuition fees.